

## YOKO

Design Leonardo Sonnoli

Il linguaggio grafico in cui Leonardo Sonnoli esprime il know-how De Castelli dà vita ad un gioco di superfici intarsiate, dove la precisa inclinazione dei tasselli ornamentali allude ad un codice estetico fatto di segni enigmatici. Yoko è un sistema di moduli in lamiera nera DeLabré con inserti in ottone o rame spazzolato, che accoglie la casualità come metodo per la creazione di composizioni sempre uniche e originali. Yoko unisce disegno grafico e sapienza artigiana in un esito visuale di grande eleganza che trae ispirazione dall'arte moderna e contemporanea.

The graphic language that Leonardo Sonnoli harnesses to express De Castelli's know how plays with a range of inlaid surfaces, where the precise angle of the ornamental inlays alludes to an aesthetic code of enigmatic symbolism. Yoko is a system of DeLabré natural black iron sheet metal modules with inserts in brass or brushed copper, which lends itself to random design as a method for creating unique and original compositions. Yoko combines graphic design and craftsmanship in a visual result of great elegance inspired by modern and contemporary art.



## YOKO

Yoko è disponibile in moduli in lamiera nera DeLabré con intarsi in ottone o rame spazzolato. È disponibile in 4 modelli combinabili per una massima libertà di composizione.

Yoko is available in DeLabré natural black iron sheet modules with brass or brushed copper inlays. Available in 4 models which can be combined to provide maximum freedom of composition.



INTERNO  
INDOOR



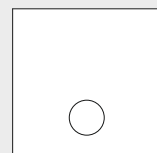
PARETE  
WALL



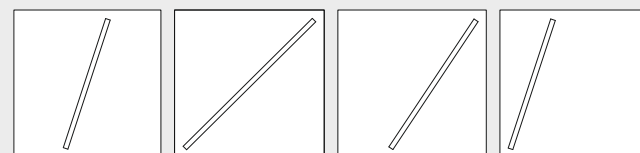
DCS703-A



DCS703-B

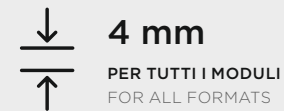


DCS703-C



DCS702-KIT

SPESSORE  
THICKNESS



4 mm

PER TUTTI I MODULI  
FOR ALL FORMATS

DIMENSIONI  
DIMENSIONS



30x30 cm

PER TUTTI I MODULI;  
MONTATO SU  
SUPPORTO IN ACCIAIO  
INOX  
FOR ALL FORMATS;  
APPLIED ON  
STAINLESS STEEL TILE

PESO  
WEIGHT




25,2

KG / M<sup>2</sup>


FINITURE  
FINISHES



DCS703-A  
G1  
**Lamiera nera DeLabré**  
*DeLabré natural black iron*




DCS703-B  
G1+M10  
**Lamiera nera DeLabré -  
inserti rame spazzolato**  
*DeLabré natural black iron -  
Brushed copper inserts*



DCS703-C  
G1+M10  
**Lamiera nera DeLabré -  
inserti rame spazzolato**  
*DeLabré natural black iron -  
Brushed copper inserts*




DCS702-KIT  
G1+M9  
**Lamiera nera DeLabré -  
inserti ottone spazzolato**  
*DeLabré natural black iron -  
Brushed brass inserts*




→ **VAI ALLE PAGINE TECNICHE. PAG. 164-165**  
PLEASE SEE DATA SHEETS. PP. 164-165





Yoko  
DeLabré natural black iron  
with copper inserts





Yoko  
DeLabré natural black iron  
with brass inserts

